



D-MONITOR

Customizable LCD colour display
TFT touch screen panel

DESCRIPTION

D-Monitor is a touch screen with colour LCD panel, that grant an immediate graphic visualization of measures, status, alarms, referred both to the genset and to the thermic module.

Especially suitable for cogeneration CHP plants, where it is required to visualise and control both electrical and thermal performance of the system.

The wide display (800x600 Pixel resolution) can be combined with DST4602 and DST4602Evolution controller, choosing, whether to use the controller display or not.

The controller can be programmed via a connected laptop to change or set up the parameters.

Using the DST4602 SCM Box you will be able to connect the controller to the **D-Monitor** through a serial Modbus RS232 / RS485 MODBUS RTU cable, or Ethernet cable TCP/IP also.

Other Additional devices allow remotely access, to support and display informations from an external PC on the **D-Monitor**.

The connection between DST4602 / DST4602Evolution controller and **D-Monitor** can be made likewise through a serial Modbus RS232 / RS485 MODBUS RTU cable, or Ethernet cable TCP/IP.

In addition to the measures managed by the controller (voltages, currents, powers, energies, contactors and genset status), **D-Monitor** have been particularly designed for cogeneration plants, where several graphical display measures are needed, e.g. (PT100, thermocouples, thermoregulators and solenoid valves).

On demand, **D-Monitor** can display and change some set points, concerning the engine carburetion and injection system.

Available in 2 versions: 12.1", 15.6".

D-Monitor as Tailor Made product based on your plant

Additional customized pages are available on demand based on the Customer's need.

INPUT - OUTPUT AND AUXILIARY FUNCTIONS



RS485



Ethernet connection

MEASURES

- Generator and Mains Voltages.
- Generator Currents.
- Generator and Mains Frequency.
- Battery Voltage.
- Oil pressure/temperature.
- Coolant temperature.
- Fuel level.
- RPM.
- KW.
- KVAR.
- kVA.
- Power factor.
- Energy meters.

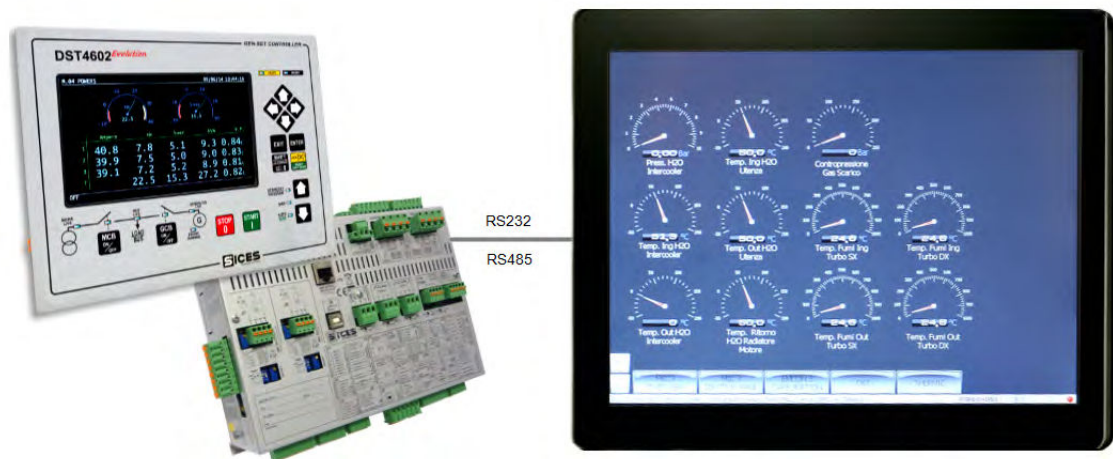
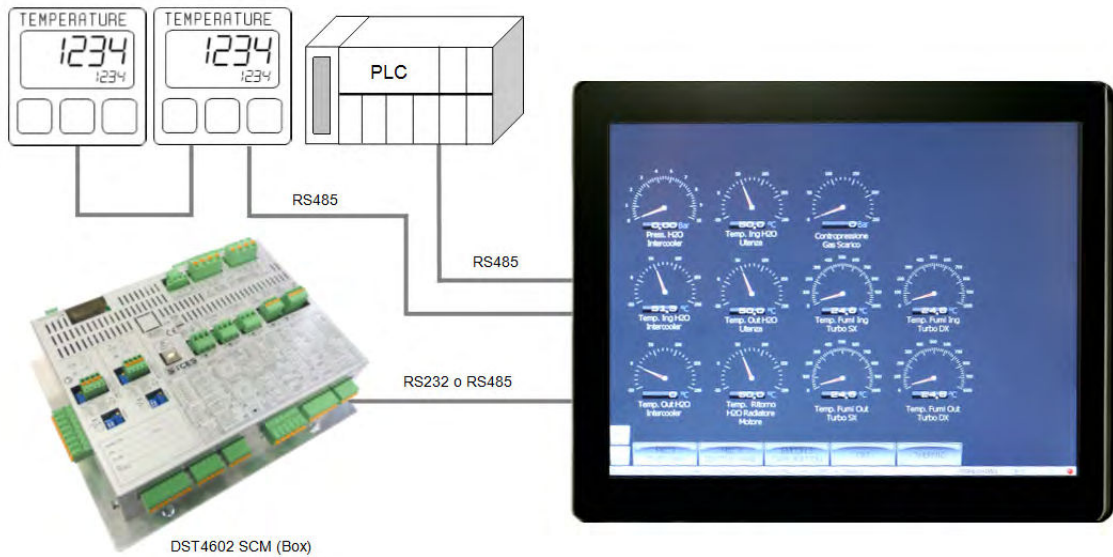
Status Both Genset and mains.

Calculated values Active, reactive, apparent powers and power factors on the mains (total and single phase).
 Active and reactive energy counters (imported and exported).
 Total active and reactive power of all supplying gensets.
 Supplying gensets load percentage.
 Total active and reactive energy counters of all supplying gensets.

EXPANSION MODULES

In addition to the controller inputs and outputs, some additional inputs and outputs can be viewed on the **D-Monitor** by means of dedicated pages.
 In detail:

- > N. 3 DITEL IN with a max of 48 additional digital Input.
- > N. 3 DITEL OUT with a max of 24 additional digital Output.
- > N. 3 DIIVIT with a max of 12 additional analogue V and A Input.
- > N. 6 DITHERM / DIGRIN with a max of 18 additional analogue Input for temperatures readings.
- > N. 3 DANOUT with a max of 9 additional analogue Output.



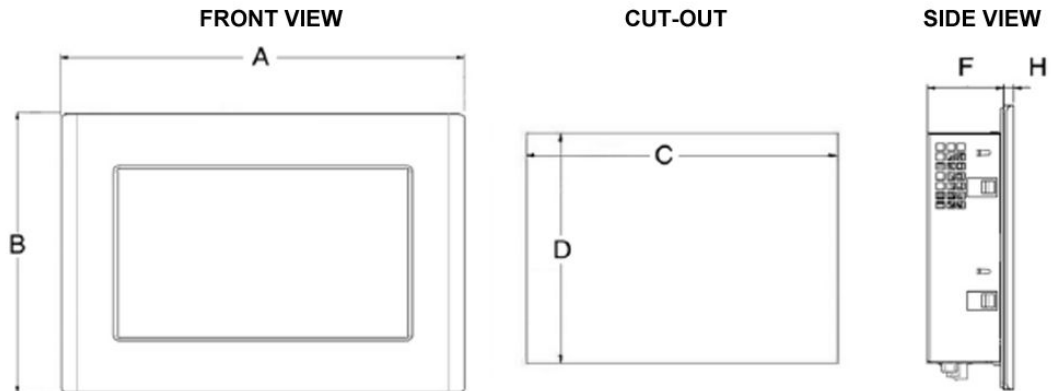
DST4602 SCM (Box) + Display (HMI) DST4602 or DST4602 Evolution

EMBEDDED FUNCTIONS

- > History event.
- > Simplified single-line diagrams according to what is set on the DTS4602 / DST4602Evolution board.
- > Alarms and Blocks included in the DTS4602 / DST4602Evolution using the I/O on the controller.

TECHNICAL DATA

- > Display: TFT Colour LCD.
- > Display dimensions: 12.1" - 15.6".
- > Back-up data: SRAM 320 KB (replaceable lithium battery for the back-up data).
- > Touch panel: Resistive Film (analogue).
- > Serial port (COM1): RS-232C.
- > Serial port (COM2): RS-422/485.
- > Ethernet (LAN).
- > USB (TYPE-A).
- > SD/SDHC Card: card slot V. 2. 0.
- > Input voltage: 24VDC.
- > Input voltage limit: 18-36 VDC with 3 poles connector.
- > Operating temperature: 0° +55 °C (+32 +131 °F).
- > Storage temperature: -20 +60 °C (-4 +140 °F).
- > Humidity: 80% (non-condensing)
- > Protection degree: IP66.
- > Certifications: UL-508, EN 55022, EN 61000-3-2/3, EN 55024, EN 60950-1.
- > Weight: 2.1 kg - 3.3 kg.



LCD TFT	A	B	C	D	H	F	Weight (kg)
12.1"	325 mm	260 mm	313 mm	249 mm	5 mm	48,5 mm	2,1
15.6"	420 mm	265 mm	410 mm	255 mm	6 mm	48,5 mm	3,3



sices.eu

S.I.C.E.S. SRL

*Società Italiana Costruzione
Elettriche Sumirago*

Via Molinello 8B, 21040
Jerago con Orago (VA) Italy

Tel. +39 0331 212941
Fax +39 0331 216102
sales@sices.eu

100% PROUDLY ITALIAN

